

”A bathtub everyone  
can use”



## ROPOX BATHTUB

### EASY AND GENTLE BATHING

When you need extra support from a carer to take a bath, a bathtub that can be adjusted in height makes it easy and comfortable to get in and out of the bath.

It is easy to adjust the tub to the optimum working height for the helpers. The helpers can also use a mobile lift for helping a person to the bathtub as there is the necessary room under the tub for the lifting device. This provides safety and satisfaction for both carer and user.

You adjust the height with the hand control and getting in and out of the bath matches the user's physical capabilities, this also provides the optimum working position for the helper.

A shower bed cover can be fastened to the top of the tub adding to the comfort when bathing.

The bathtub is made in a simple design which is easy to clean.



# ROPOX BATHTUB

Height adjustment: 30 cm (61-91 cm) above floor

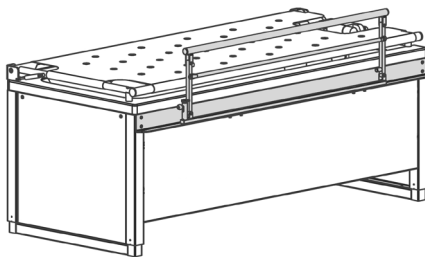
Maximum load: 350 kg (incl. user and water)  
cf. DS/ISO 17966:2016 350

## VARIANT/MODEL

BATHTUB - 160X70 CM 	BATHTUB - 170X75 CM 	BATHTUB - 180X80 CM 
		
Inside measurements 142x57 cm Item no.: 40-14156	Inside measurements 152x62 cm Item no.: 40-14157	Inside measurements 164x67 cm Item no.: 40-14158

The tub is 40 cm deep on all models.

Bathtub incl. hand shower, mixer tap and flexible plumbing kit.

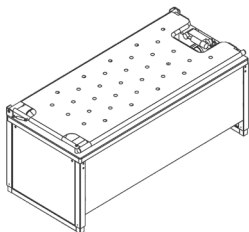


The bathtub mounted with a foldable shower bed and bed guard.

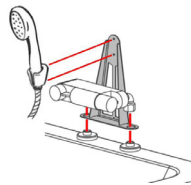
The bathtub is easy to heightadjust with the electrical hand control which is included.

## ACCESSORIES

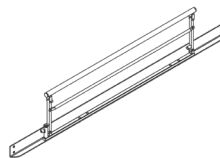
Shower bed for mounting on the tub. Contact Ropox for different models.



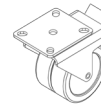
Support for hand shower  
Item no.: 40-14120  
To be ordered with the tub



Bed guard for bathtub  
Item no.: 40-14186 for 160 cm  
Item no.: 40-14187 for 170 cm  
Item no.: 40-14188 for 180 cm



Brake wheels incl. fittings (4 pcs.)  
Item no.: 40-14111 for 160 cm  
Item no.: 40-14112 for 170 cm  
Item no.: 40-14113 for 180 cm



Safety stop (two sides)  
Item no.: 40-14216 for 160 cm  
Item no.: 40-14217 for 170 cm  
Item no.: 40-14218 for 180 cm



Safety stop (one side)  
Item no.: 40-14206 for 160 cm  
Item no.: 40-14207 for 170 cm  
Item no.: 40-14208 for 180 cm



**NB!** Find more information about measurements, technical data, installation interfaces and much more under the product and in the instruction manuals on our website.

The items are produced according to the following Standard: EN/EN17966-2016.

ROPOX A/S · Ringstedgade 221 · 4700 Naestved, Denmark · Phone: +45 5575 0500 · info@ropox.com · www.ropox.com

**ROPOX**<sup>TM</sup>  
BETTER WAYS TO BETTER DAYS

No. 1962248 0218